

LUD-060SxxxBS2

60W IP20

DALI

90-305Vac

5%

	(1)		(2)			(3)			(4)
							120Vac	220Vac	
19.3-550mA	385-550mA	530mA	90~305 Vac 127~300 Vdc	31~156 Vdc	60 W	90%	0.99	0.96	LUD-060S055BS2
27.3-780mA	546-780mA	700mA	90~305 Vac 127~300 Vdc	22~110 Vdc	60 W	90%	0.99	0.96	LUD-060S078BS2 ⁽⁵⁾
38.5-1100mA	770-1100mA	1050mA	90~305 Vac 127~300 Vdc	16~78 Vdc	60 W	90%	0.99	0.96	LUD-060S110BS2 ⁽⁵⁾
52.5-1500mA	1050-1500mA	1400mA	90~305 Vac 127~300 Vdc	12~57 Vdc	60 W	89%	0.99	0.96	LUD-060S150BS2 ⁽⁶⁾
73.5-2100mA	1470-2100mA	2100mA	90~305 Vac 127~300 Vdc	8~40 Vdc	60 W	89%	0.99	0.96	LUD-060S210BS2



LUD-060SxxxBS2

Rev. C

60W IP20

DALI

(pk-pk)	-	5%I _o max	10%I _o max	20 MHz BW
< 200 Hz (pk-pk)	-	1%I _o max	5%I _o max	
	-	-	10%I _o max	
LUD-060S055BS2	-	-	180 V	
LUD-060S078BS2	-	-	120 V	
LUD-060S110BS2	-	-	90 V	
LUD-060S150BS2	-	-	59.5 V	
LUD-060S210BS2	-	-	50 V	
	-	-	± 0.5%	
	-	-	± 1.5%	
	-	0.5 s	1.0 s	120Vac 65%-100%
	-	0.3 s	0.5 s	220Vac 65%-100%
	-	-	0.02%/°C	= 0°C - T _c
12V	10.8 V	12 V	13.2 V	
12V	0 mA	-	200 mA	" Return-"

25°C

@ 120Vac:				
LUD-060S055BS2				
I _o =385 mA	86.0%	88.0%	-	
I _o =550 mA	85.0%	87.0%	-	
LUD-060S078BS2				
I _o =546 mA	86.0%	88.0%	-	
I _o =780 mA	85.0%	87.0%	-	
LUD-060S110BS2				100% 25° 2.0%
I _o =770 mA	86.0%	88.0%	-	
I _o =1100 mA	84.0%	86.0%	-	
LUD-060S150BS2				
I _o =1050 mA	85.0%	87.0%	-	
I _o =1500 mA	84.0%	86.0%	-	
LUD-060S210BS2				
I _o =1470 mA	85.0%	87.0%	-	
I _o =2100 mA	83.0%	85.0%	-	

@220Vac:				
LUD-060S055BS2	Io=385 mA	88.0%	90.0%	-
	Io=550 mA	87.0%	89.0%	-
LUD-060S078BS2	Io=546 mA	88.0%	90.0%	-
	Io=780 mA	87.0%	89.0%	-
LUD-060S110BS2	Io=770 mA	88.0%	90.0%	-
	Io=1100 mA	86.0%	88.0%	-
LUD-060S150BS2	Io=1050 mA	87.0%	89.0%	-
	Io=1500 mA	86.0%	88.0%	-
LUD-060S210BS2	Io=1470 mA	87.0%	89.0%	-
	Io=2100 mA	85.0%	87.0%	-
@277Vac:				
LUD-060S055BS2	Io=385 mA	88.0%	90.0%	-
	Io=550 mA	87.0%	88.5%	-
LUD-060S078BS2	Io=546 mA	88.0%	90.0%	-
	Io=780 mA	87.0%	89.0%	-
LUD-060S110BS2	Io=770 mA	88.0%	90.0%	-
	Io=1100 mA	86.0%	88.0%	-
LUD-060S150BS2	Io=1050 mA	87.0%	89.0%	-
	Io=1500 mA	86.0%	88.0%	-
LUD-060S210BS2	Io=1470 mA	87.0%	89.0%	-
	Io=2100 mA	85.0%	87.0%	-
	-	-	0.5 W	230Vac/50Hz
	-	220,000 Hours	-	220Vac 25 80% (MIL-HDBK-217F)
	-	107,000 Hours	-	120Vac 80% 60
	-30°C	-	+85°C	
	-30°C	-	+70°C	⁵ 10% RH to 90% RH.
	-30°C	-	+85°C	: 5% RH to 90% RH.
(L × W × H)	14.88 × 1.18 × 0.83			
(L × W × H)	378 × 30 × 21			
	-	370 g	-	

25°C

DA/P, DA/P	9.5V	16V	22.5V	
DA/P, DA/P	-6.5V	0V	6.5V	
DA/P, DA/P	0mA	-	2mA	
	5%loset	-	loset	70%Iomax ≤ Ioset ≤ 100%Iomax
	3.5%Iomax	-	loset	3.5%Iomax ≤ Ioset < 70%Iomax

25°C

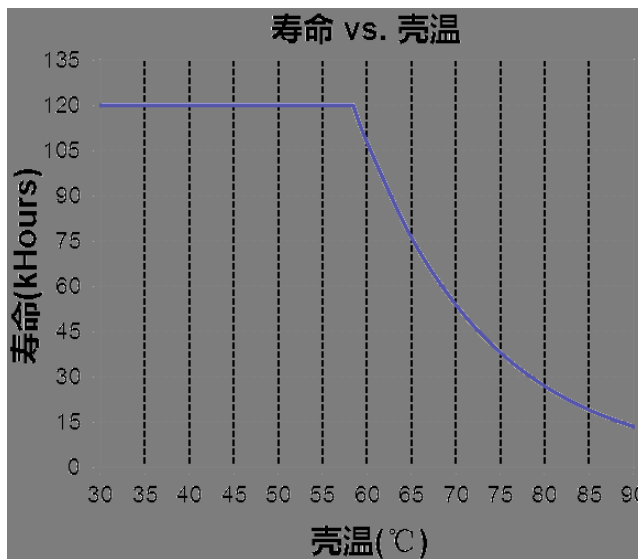
UL/CUL	UL 8750,UL1310,CAN/CSA-C22.2 No. 250.13,CAN/CSA-C22.2 No. 223-M91
CE & TUV & ENEC	EN61347-1 ⁽¹⁾ , EN61347-2-13
CB	IEC 61347-1, IEC 61347-2-13
PSE	J 61347-1, J 61347-2-13
KS	KS C 7655
EMI	
EN 55015 ⁽²⁾	Conducted emission Test & Radiated emission Test
EN 61000-3-2	Harmonic current emissions Class C
EN 61000-3-3	Voltage Fluctuations & Flicker
FCC Part 15 ⁽²⁾	ANSI C63.4 Class B This device complies with Part 15 of the FCC Rules. Operation is subject to the following two conditions: [1] this device may not cause harmful interference, and [2] this device must accept any interference received, including interference that may cause undesired operation.
J 55015	Limits and methods of measurement of radio disturbance characteristics of electrical lighting and similar equipment
EMS	
EN 61000-4-2	Electrostatic Discharge(ESD): 8 kV air discharge, 4 kV contact discharge
EN 61000-4-3	Radio-Frequency Electromagnetic Field Susceptibility Test-RS
EN 61000-4-4	Electrical Fast Transient/Burst-EFT
EN 61000-4-5	Surge Immunity Test: AC Power Line: line to line 1 kV

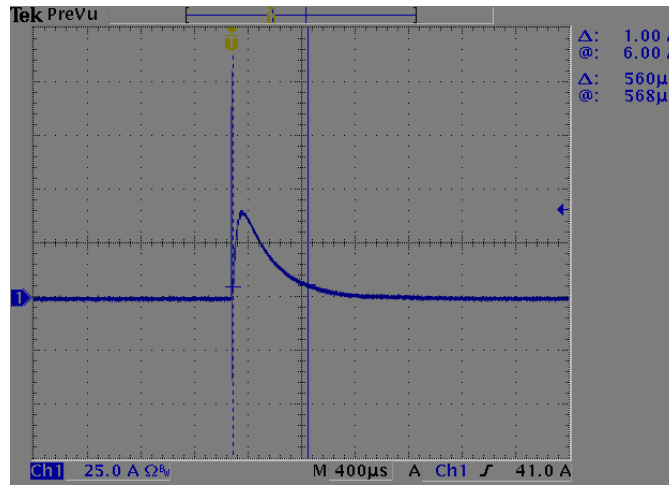
EMS	
EN 61000-4-6	Conducted Radio Frequency Disturbances Test-CS
EN 61000-4-8	Power Frequency Magnetic Field Test
EN 61000-4-11	Voltage Dips
EN 61547	Electromagnetic Immunity Requirements Applies to Lighting Equipment
DALI	
DALI	IEC62386-101,102 & part of 207 ⁽³⁾

1 EN 61347-1 O ()

2 EMI () EMI

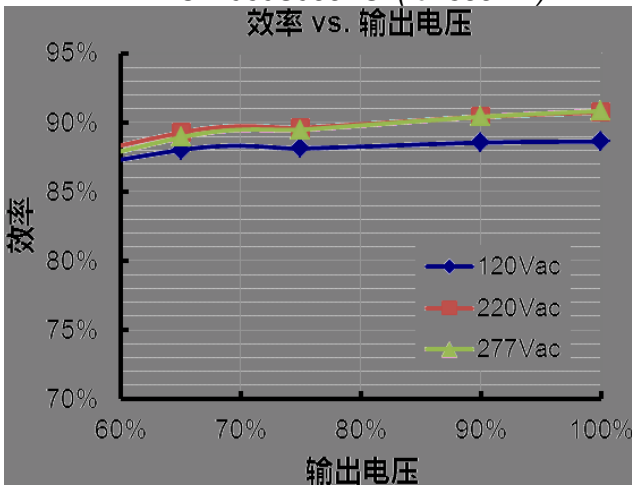
3 207 242 243





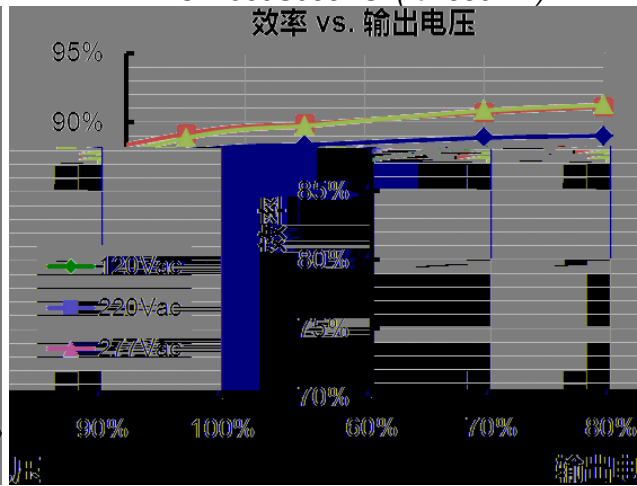
LUD-060S055BS2 (I_o=385mA)

效率 vs. 输出电压



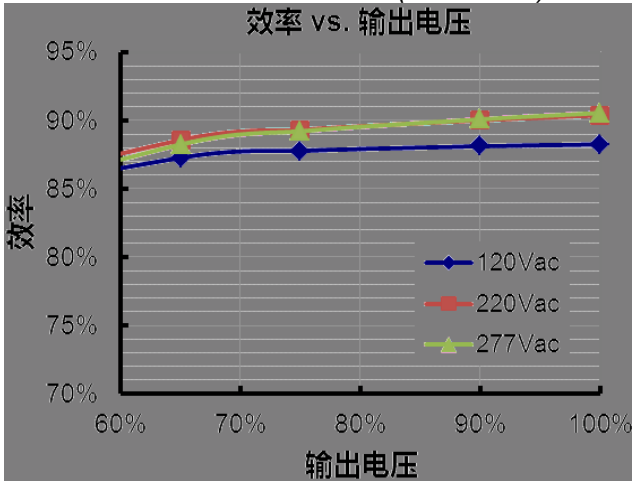
LUD-060S055BS2 (I_o=550mA)

效率 vs. 输出电压



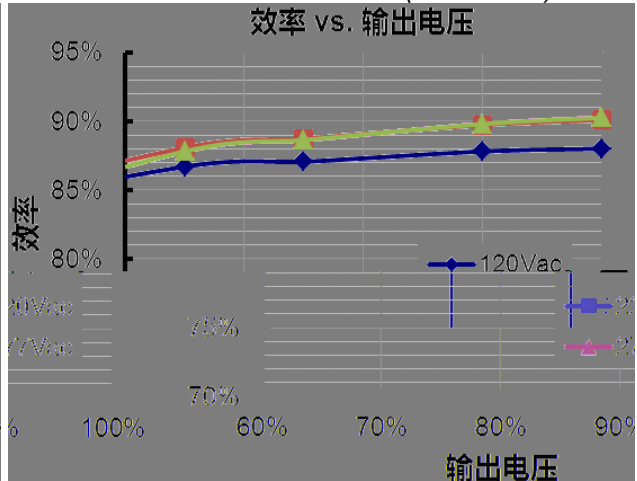
LUD-060S078BS2 (I_o=546mA)

效率 vs. 输出电压

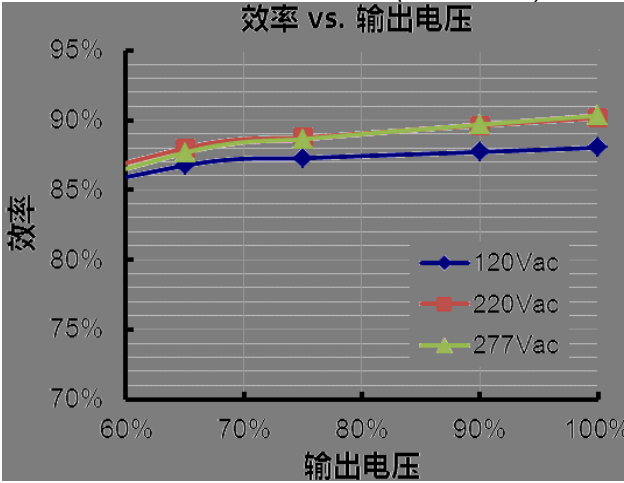


LUD-060S078BS2 (I_o=780mA)

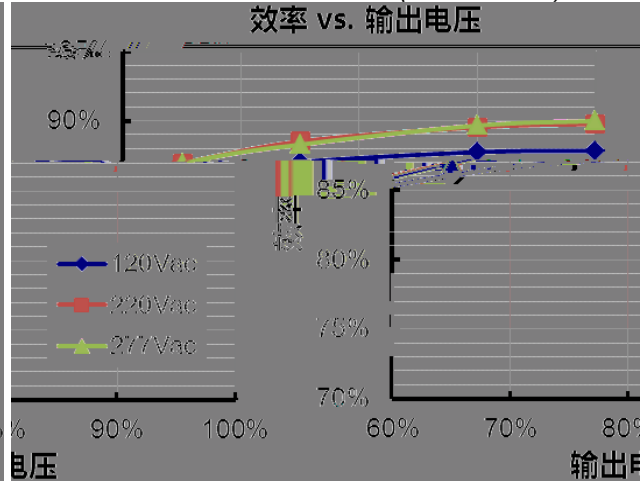
效率 vs. 输出电压



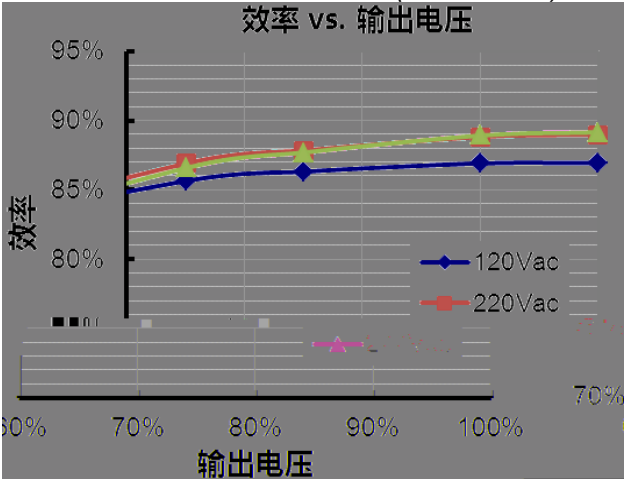
LUD-060S110BS2 (Io=770mA)
效率 vs. 输出电压



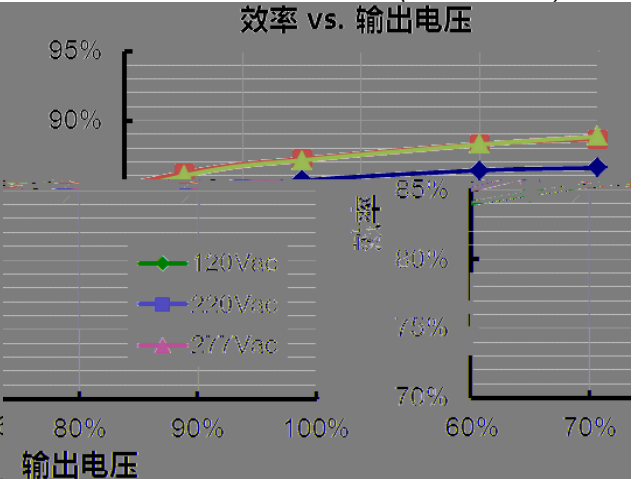
LUD-060S110BS2 (Io=1100mA)
效率 vs. 输出电压



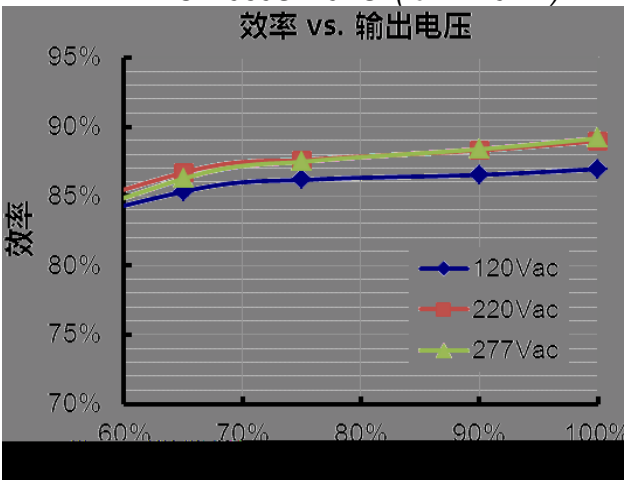
LUD-060S150BS2 (Io=1050mA)
效率 vs. 输出电压



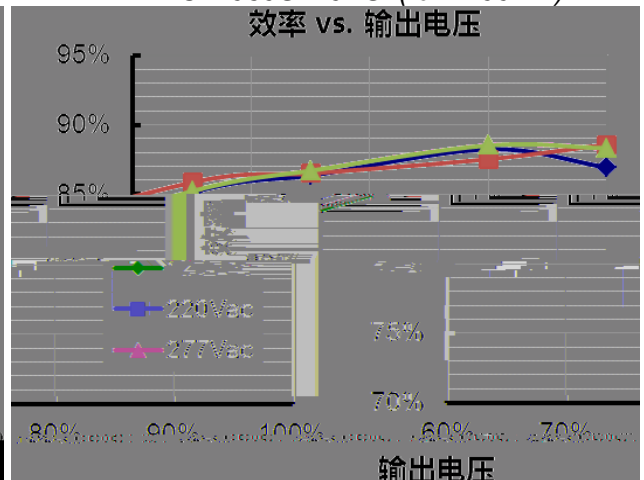
LUD-060S150BS2 (Io=1500mA)
效率 vs. 输出电压


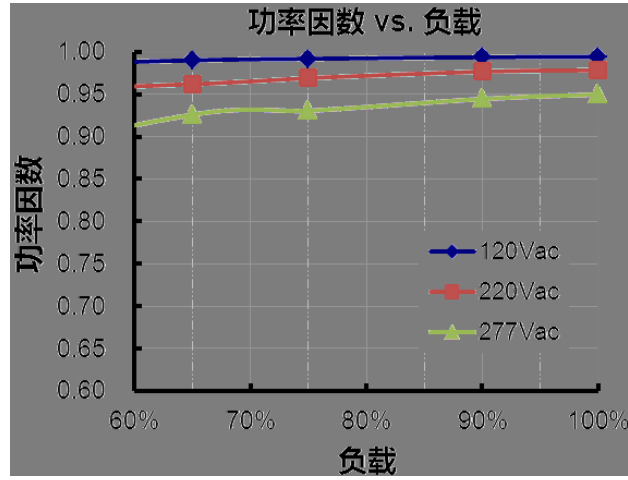


LUD-060S210BS2 (Io=1470mA)
效率 vs. 输出电压



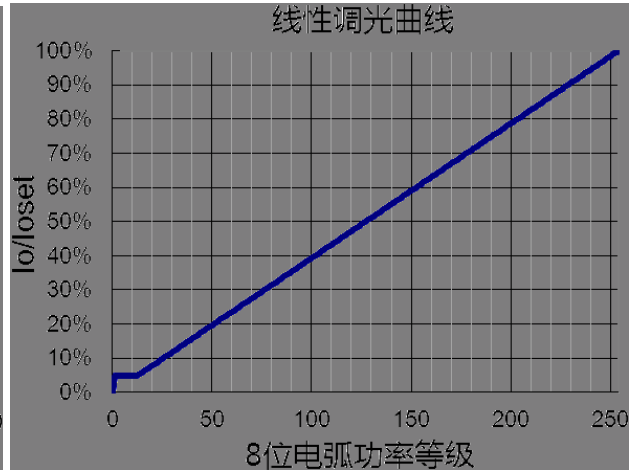
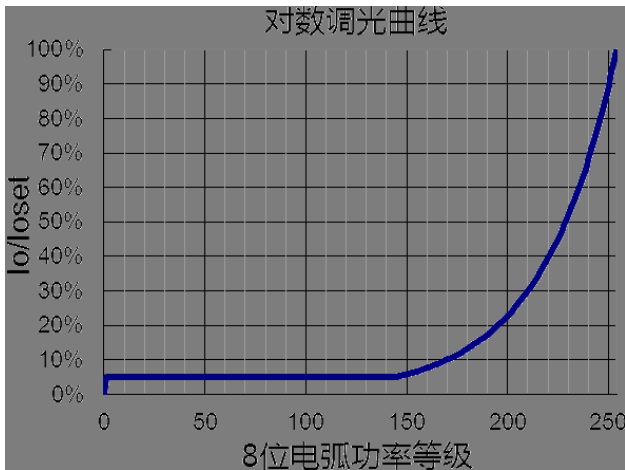
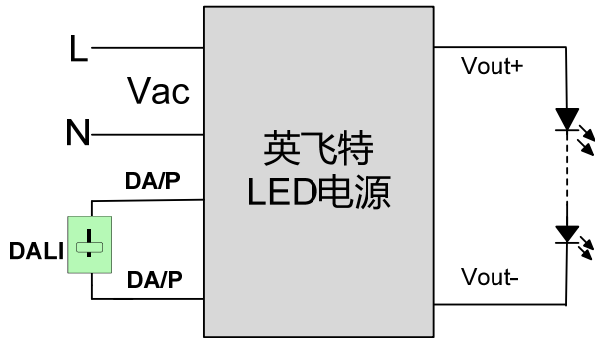
LUD-060S210BS2 (Io=2100mA)
效率 vs. 输出电压





(NTC)	R1	-	7.81kOhm	-	R-NTC R1
	R2	-	4.16 kOhm	-	R-NTC R2
		10%loset	60%loset	100%loset	10%loset > lomin (60%)
		lomin	60%loset	100%loset	10%loset ≤ lomin (60%)

● DALI



DALI

●

	90 V	-	264 V	
	5%IoSet	-	IoSet	70%Iomax ≤ IoSet ≤ 100%Iomax
	3.5%Iomax	-	IoSet	3.5%Iomax ≤ IoSet < 70%Iomax
	0.1 s	-	0.6 s	
	0.6 s	-	3.6 s	32ms 1% ()
	0.6 s	-	6.6 s	64ms 1%
	10 s	-	-	100%




	20 s	-	-	3s 6s

1. DALI
- 2.

● **DALI**





-

[PRG-FIX-FP](#)

[PRG-MUL2](#)

2016-05-06	A		/	/
2016-10-24	B		/	
		-Tc	/	
2019-01-31	C	logo	/	
		PSE	/	
			DALI	DALI
			Class II Class 2 & SELV	
			UL Class P 4	
			5	
			2 UL FCC 100-277Vac 127-300Vdc 100-240Vac 127-250Vdc	2 UL FCC 100-277Vac 127-300Vdc 100-240Vac 127-250Vdc PSE KS
			4 UL Class P -00CO 120-277Vac 127-250Vdc	
			/	
			/	
			/	