


-
-
- 0-10V
-
- Class I Class II
-
- Class 2 & SELV
- UL Class P
- 5



LUG-025S105DTE

25W IP20

90-305Vac

10%

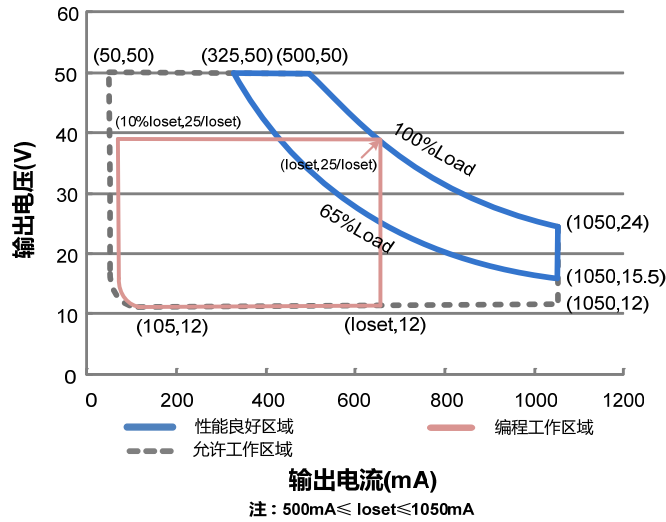
50-1050 mA	500-1050 mA	1050 mA	90~305 Vac 127~250 Vdc	12~50 Vdc	25 W	87.0%	0.99	0.96	LUG-025S105DTE ⁽⁴⁾

1 25W

2 UL FCC 100-277Vac 127-250Vdc UL, FCC 100-240Vac
127-250Vdc KS

3 220Vac 100% " "

4 Class 2 & SELV



	90 Vac	-	305 Vac	127~250 Vdc
	47 Hz	-	63 Hz	
	-	-	0.75 MIU	UL8750; 277Vac/60Hz
	-	-	0.70 mA	IEC60598-1; 240Vac/60Hz
	-	-	0.35 A	100% 100Vac
	-	-	0.20 A	100% 220Vac
I ² t	-	-	0.1 A ² s	220Vac 25 10%I _{pk} -10%I _{pk} = 224μs
	0.90	-	-	100-277Vac 50-60Hz 65%-100%
	-	-	20%	(16.5-25W)

	-5%I _{0set}	-	5%I _{0set}	100%
(I _{0set})	LUG-025S105DTE	200 mA	-	1050 mA

(pk-pk)	-	10%Iomax	20%Iomax	100%
< 200 Hz (pk-pk)	-	1%Iomax	-	100%
	-	-	10%Iomax	100%
LUG-025S105DTE	-	-	59 V	
	-	-	±2%	100%
	-	-	±5%	
	-	-	0.75 s	120Vac 65% ~ 100%
	-	-	0.50 s	220Vac 65% ~ 100%
	-	0.06%/°C	-	= 0°C ~ Tc

25°C

@120Vac: LUG-025S105DTE Io=500 mA Io=1050 mA	85.0% 82.0%	87.0% 84.0%	- -	100% 25°
@220Vac: LUG-025S105DTE Io=500 mA Io=1050 mA	85.0% 82.0%	87.0% 84.0%	- -	100% 25°
@277Vac: LUG-025S105DTE Io=500 mA Io=1050 mA	84.0% 81.0%	86.0% 83.0%	- -	100% 25°
	-	206,000 hours	-	220Vac 25 80% (MIL-HDBK-217F)
	-	85,000 hours	-	120Vac 80% 75
	-30°C	-	+90°C	
	-30°C	-	+75°C	5 10% RH to 90% RH
	-30°C	-	+85°C	5% RH to 95% RH

(L × W × H)	4.94 × 2.20 × 0.98			
(L × W × H)	125.5 × 56.0 × 25.0			
	-	210 g	-	

25°C

0~ 10V	-20 V	-	20 V	
0~ 10V	200 μA	300 μA	450 μA	Vdim(+) = 0 V
	10%loset	-	loset	500 mA loset 1050 mA
	50mA	-	loset	200 mA loset < 500 mA
	9%loset	10%loset	11%loset	500 mA loset 1050 mA

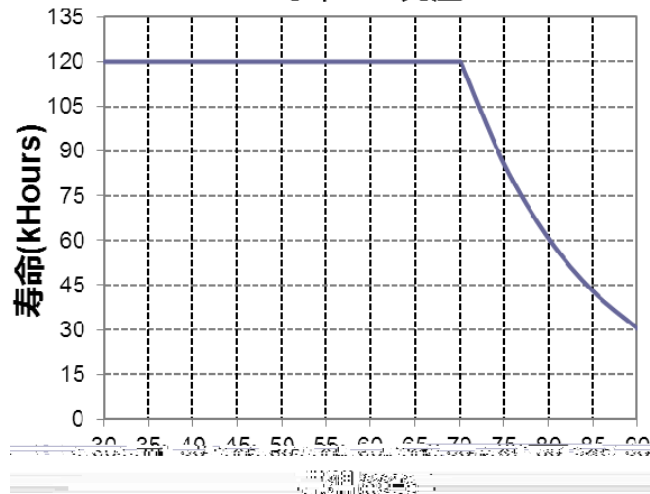
UL/CUL	UL 8750, UL1310, CAN/CSA-C22.2 No. 250.13, CAN/CSA-C22.2 No. 223-M91
CE	EN61347-1, EN61347-2-13
KS	KS C 7655
EN 55015 ⁽¹⁾	Conducted emission Test & Radiated emission Test
EN 61000-3-2	Harmonic current emissions Class C
EN 61000-3-3	Voltage fluctuations & flicker
FCC Part 15 ⁽¹⁾	ANSI C63.4 Class B
	This device complies with Part 15 of the FCC Rules. Operation is subject to the following two conditions: [1] this device may not cause harmful interference, and [2] this device must accept any interference received, including interference that may cause undesired operation.
EN 61000-4-2	Electrostatic Discharge(ESD): 8 kV air discharge, 4 kV contact discharge

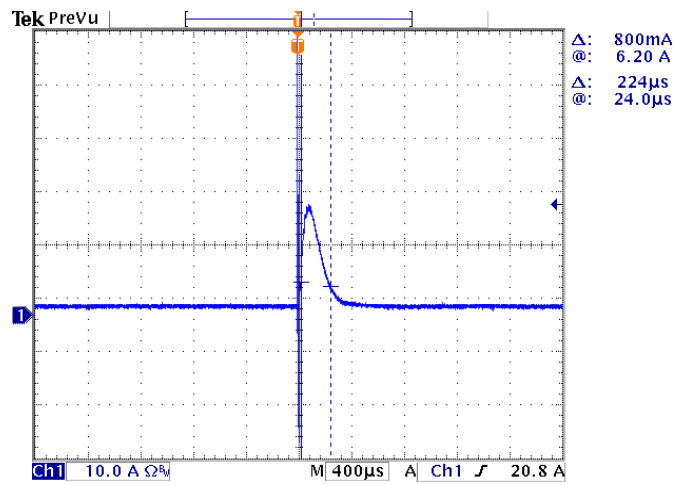
EN 61000-4-3	Radio-Frequency Electromagnetic Field Susceptibility Test-RS
EN 61000-4-4	Electrical Fast Transient/Burst-EFT
EN 61000-4-5	Surge Immunity Test: AC Power Line: line to line 1 kV, line to earth 2kV
EN 61000-4-6	Conducted Radio Frequency Disturbances Test-CS
EN 61000-4-8	Power Frequency Magnetic Field Test
EN 61000-4-11	Voltage Dips
EN 61547	Electromagnetic Immunity Requirements Applies to Lighting Equipment

1 EMI

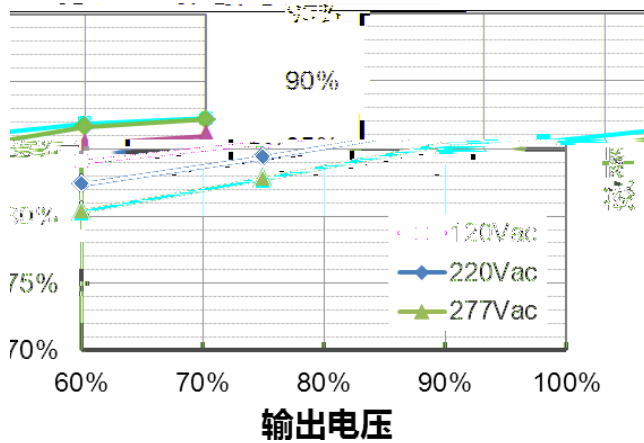
() EMI

寿命 vs. 壳温

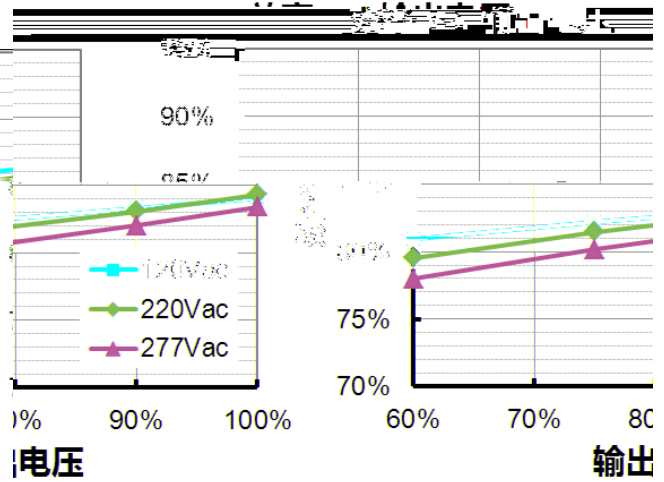




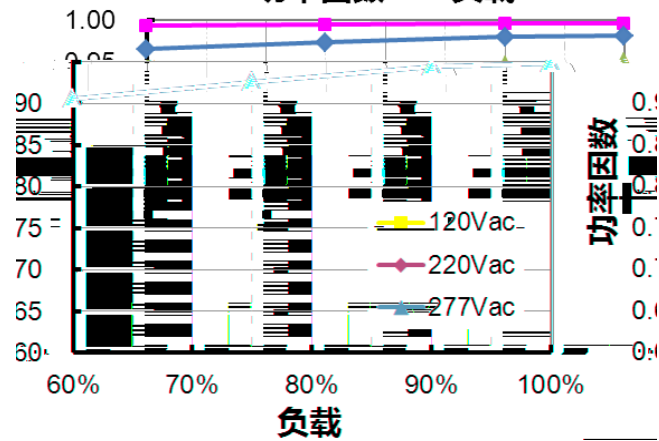
LUG-025S105DTE($I_o=500mA$)
效率 vs. 输出电压

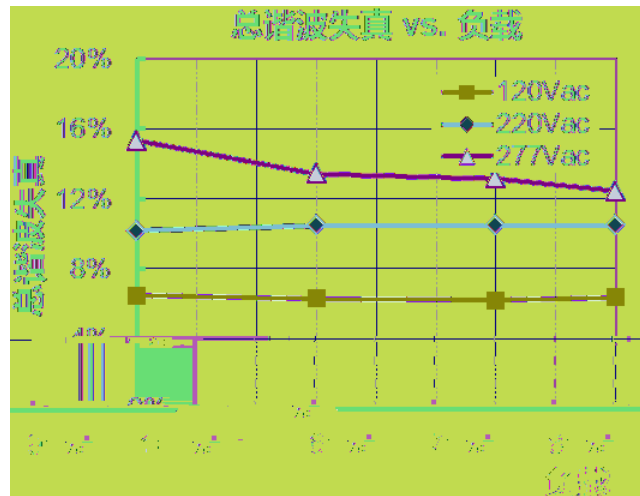


LUG-025S105DTE($I_o=1050mA$)

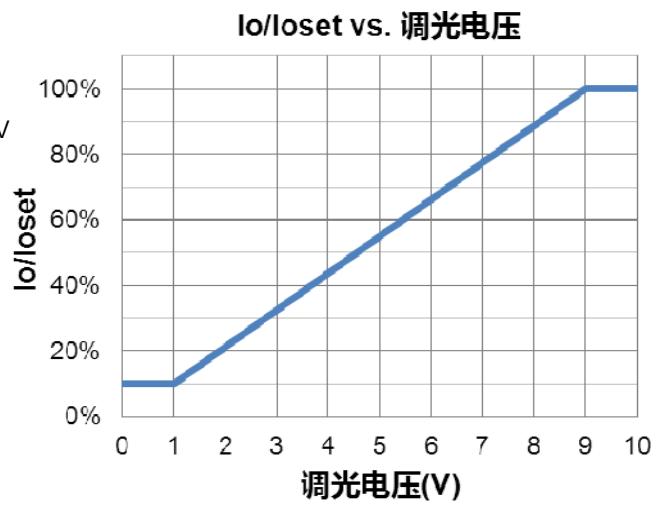
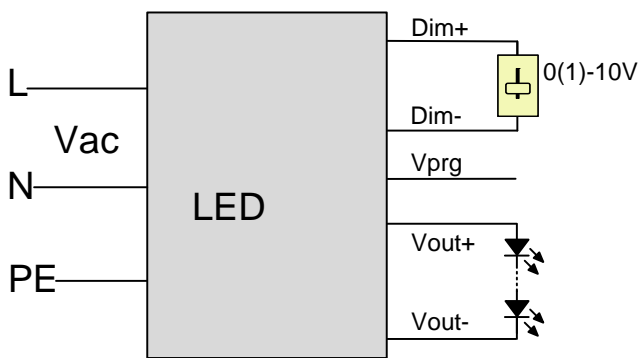


功率因数 vs. 负载

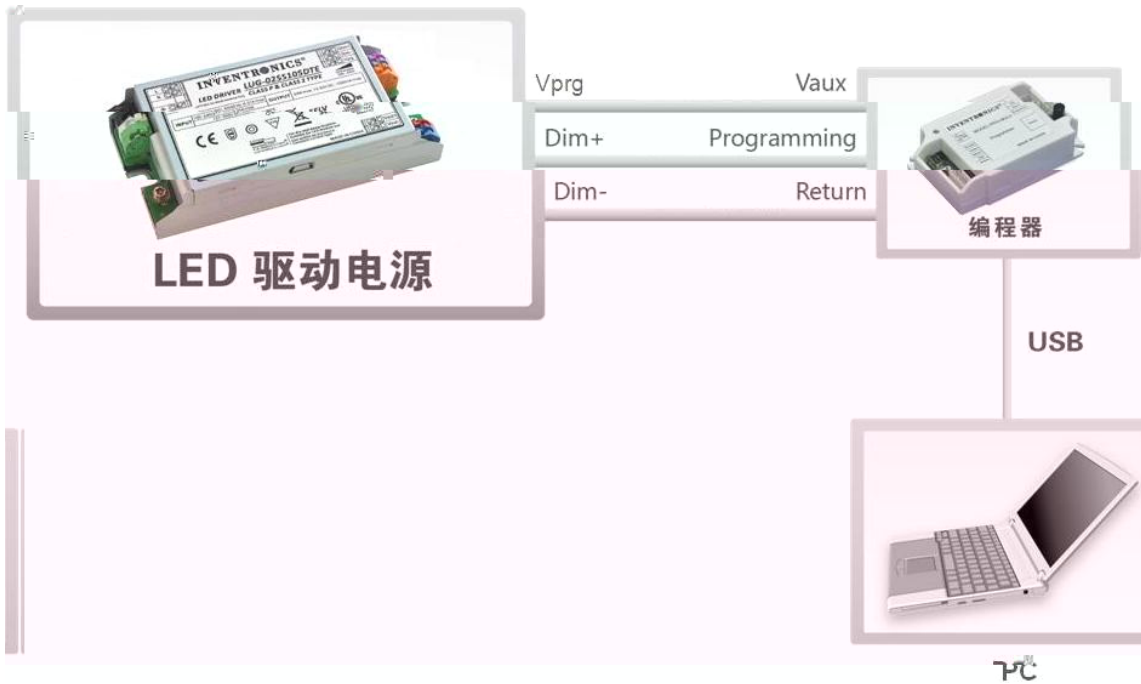



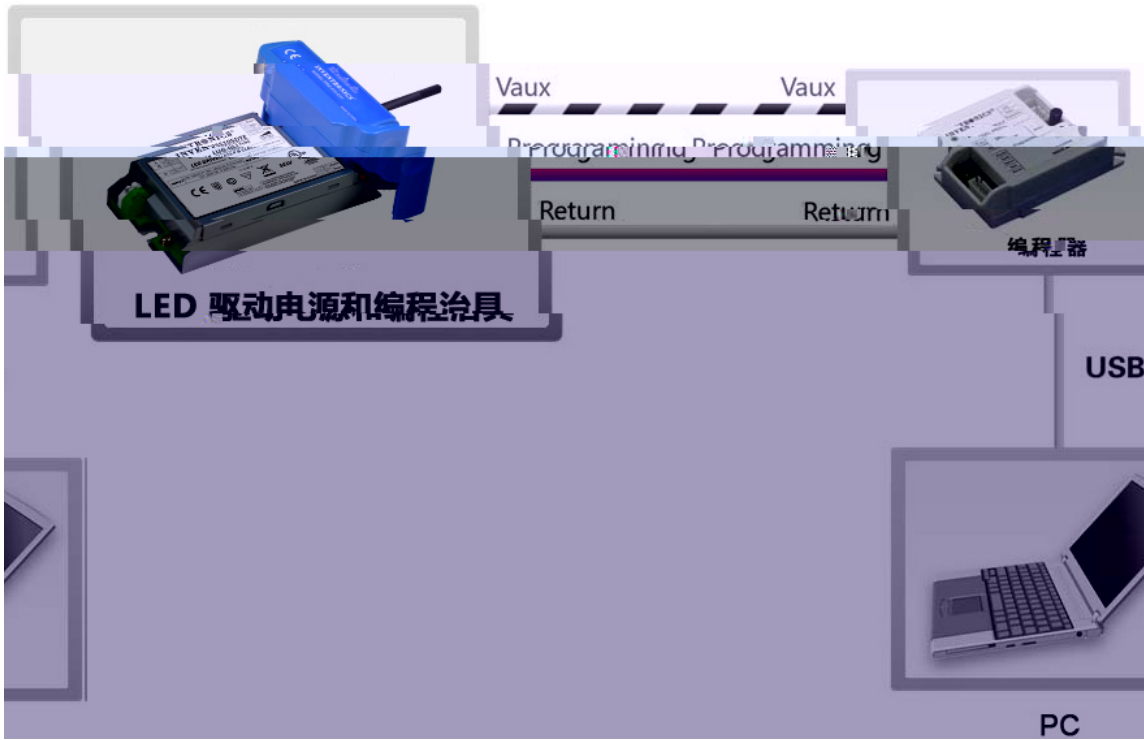


●



0-10V





●



2017-08-07	A		/	/
2018-03-05	B		/	
2018-11-02	C	-	350mA loiset 1050mA	500mA loiset 1050mA
